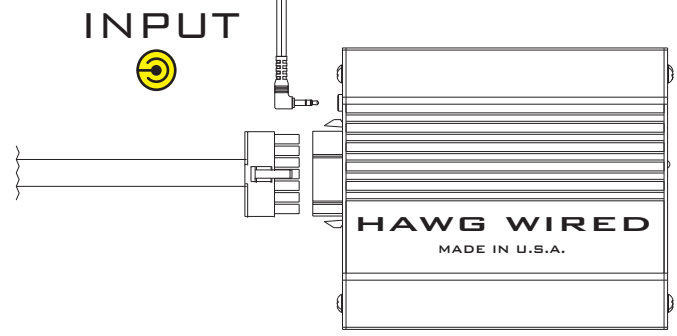
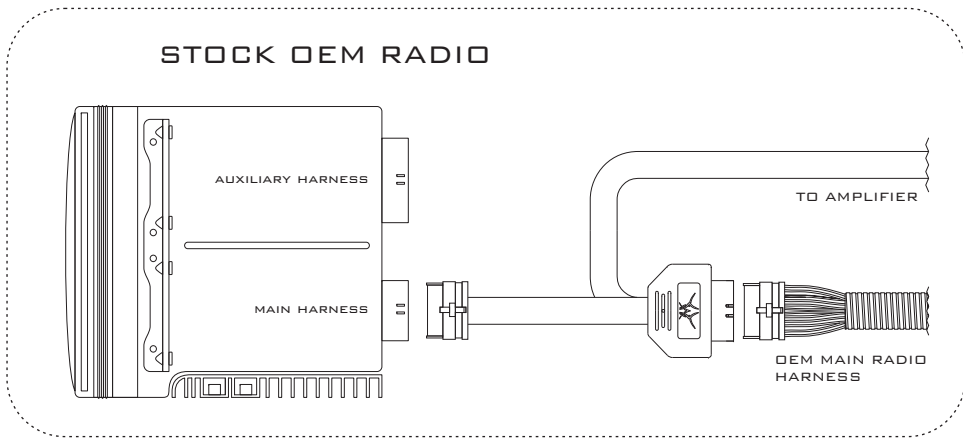










- OR -



DCS SERIES - INPUT WIRING

-  + 12V [BATTERY POSITIVE]
-  GROUND [CHASSIS]
-  + 12V IGNITION TURN-ON
-  MASTER FUSE
-  RC-LINK PORTS
-  SOURCE INPUT
-  AUX LINE OUT
-  SPEAKER OUT